




Rocky Mountain Woodturners
A chapter of the American Association of Woodturners
January 2011 Newsletter



Contents of Newsletter

- Next RMWT Meeting, Demonstrator
- Election of Officers
- RMWT Board Meeting
- President's Message
- Wood Bank
- RMWT Member Activities
- January Demo,
- Member's web sites, sources of woodturning Instruction and discounts.

Next RMWT Meeting

The next meeting of the Rocky Mountain Woodturners will be on February 3, 2011, at the Loveland Woodcraft store. The demonstrator will be **Allen Jensen** on Natural Edge Bowls. "I will cover the techniques that use to turn bark edge and burl edge bowls. The mounting techniques to balance the top of the bowl, how to cut the surfaces clean to reduce sanding. I will also cover the reverse chucking methods I use and ideas on finish. And I may, depending on the wood, demonstrate how to core the interior using

the
McNaughten centersaver."



RMWT Activities

Election of Officers

At the January 6, 2011 meeting, the following Officers were elected.

President: Pete Herman

Vice President: Drew Nichols

Treasure: Frank Amigo

Secretary: John Giem

RMWT Board Meeting

The first meeting of the new Board was held January 14, 2011 at the Wild Boar Coffee Shop in Fort Collins. A summary of the actions follows:

- Board meetings will be limited to 2 hours and conducted by following Robert's Rules of Order.
- John Giem will be the Newsletter Editor. The primary means of distribution will be by email.
- The Board will have regularly scheduled meetings at 7:00 PM at the Wild Boar on the second Monday of each month.
- A new committee was formed to investigate and upgrade the Audio Video equipment used for the general RMWT meetings and the Symposium. The committee chairman is Norman Korb, a new member. Norman will be working with Dave Amos, the Librarian and Videographer, to accomplish these tasks.
- Dave Amos is requested to develop a draft of the duties of the Librarian.
- A committee is to be formed to review and update the RMWT By-laws.
- **All RMWT members are encouraged to support the formations of these committees.**
- Frank Amigo will review and organize the accumulated mass of old records and taking appropriate action.
- The purchase of a barrel of Wood Grain sealer was approved. (It was ordered in time to beat the Feb 1 price increase.)
- Those members who are interested in hosting a **Shop Tour** should contact Drew Nichols.
- The April Shop Tour will be at John Giem's in conjunction with a Wood Bank work session. We will clean up the Wood Bank and get it ready for the new season.
- Members are requested to stay after the meetings and help clean up the meeting area.
- Frank Amigo is investigating the possibility of obtaining some refurbished lathes and a grant to establish an outreach program.
-

Presidents Message for 2011

Some of you recognize me as the former treasurer from the past year and a half. I look forward to serving this organization, and doing the best possible job. The past two years have been great successes, especially given the status of the economy. While it's easy to say we're x number of dollars ahead, that's not what makes this a great organization to belong to. It's the work that goes on in the background. It's the business meetings, the committees, the newsletter, the wood bank, the people who help set up the monthly meetings, and the people who clean up. It's the demonstrators and the people who line them up. So I ask all of you to help in whatever way you can this coming year: volunteer for one of the committees, continue to set up and clean up, be part of the symposium, newsletter, wood bank, EOG, or wherever we need help. Please step up, and don't be intimidated because you fear you don't have the skills. We will help and mentor you to fulfill your commitments. Like many volunteer groups, it seems like a few carry the

many, so do what you can and this lightens the load for us all. I ask for your help even if it means only one committee meeting, one contribution to the wood bank effort, one clean-up effort. And if you make a commitment, and something comes up where you can't follow through, please let us know, so we can take appropriate steps to fill that position. I also want to encourage input from members, to make this the organization you want it to be, to be a growing, fluid work. I want fresh ideas and open dialogue. So feel free to talk to Board of Director members, whether by phone, email, or in person; Drew Nichols, Frank Amigo, John Giem, and myself.

Thanks,
Pete Herman

Wood Bank:

The Wood Bank will receive our third barrel of end grain sealer on Monday, January 31. Since we ordered it before the price increase, we will continue to make it available to members at \$9.00 per gallon. If you need any sealer, contact John Giem to make arrangements. You must provide your own container and pick it up at the Wood Bank at John's house in Fort Collins.

For tuning wood, the Bank has a lot of Elm, some ash, cottonwood and a few others. Contact John to arrange pickup at the Wood Bank.

The Editor would like to recognize **Jerry Sherman** for his service to RMWT and the Wood Bank. Before each meeting, Jerry goes to the Wood Bank and cuts up blanks for the evening's raffle. You have been enjoying an abundant amount of wood at the raffle due to Jerry's generous support to RMWT.

For those of you that need **firewood**, there is a large amount available at the Wood Bank. Some are cutoffs from Jerry and others cutting blank and some if from turning wood gone unused and split.

Member Activities:

A **free demo** will be presented by **David Nittmann** on **airbrush techniques** at his shop at 5854 Rawhide Ct, Studio A, Boulder Co 80302, This demo and hands on experience is part of the Educational Opportunity Grant that David received last year. The free demo is on February 5 and begins promptly at 10 AM and runs to 2:00 PM. Bring a chair and a snack, you will be working straight through normal lunch time.

David's shop: 5854 Rawhide Ct, Studio A, Boulder Co 80302,

Hwy 36, 1 mile north of Boulder (9 miles south of Lyons), between Mile Markers 31-32, turn East on Longhorn Rd (Boulder Valley Ranch Open Space), go 100 feet turn North on Rawhide Ct, Green metal building on Right, use East entrance to building. Do not block drive on Southside of building.

Creating Crochet Hooks by **Katherine Kowalski** is published in the February 2011 issue of the *American Woodturner*.

Understanding – and Improving – Vacuum Chucking Systems by **John Giem** is published in the February 2011 issue of the *American Woodworker*. John has also been asked to be an Editorial Advisor to the *American Woodworker*.

RMWT Membership Fees are Due in February 2011

Rocky Mountain Woodturners (RMWT)

Member Information for 2011

Name _____

Address _____

City State Zip _____

Phone _____ Email _____

AAW member? Yes___ No___ Willing to do club demo? yes___ No___

Age+ (optional): 12–20___ 21–30___ 31–40___ 41–50___ 51–60___ over 60___

Membership type and annual dues:

Regular (\$40/yr) Student (\$25/yr) Family (\$55/yr)

Please print and fill out and give or send dues check and form to:

Drew Nichols

P.O. Box 261

LaPorte, CO 80535

[For Club's use only]

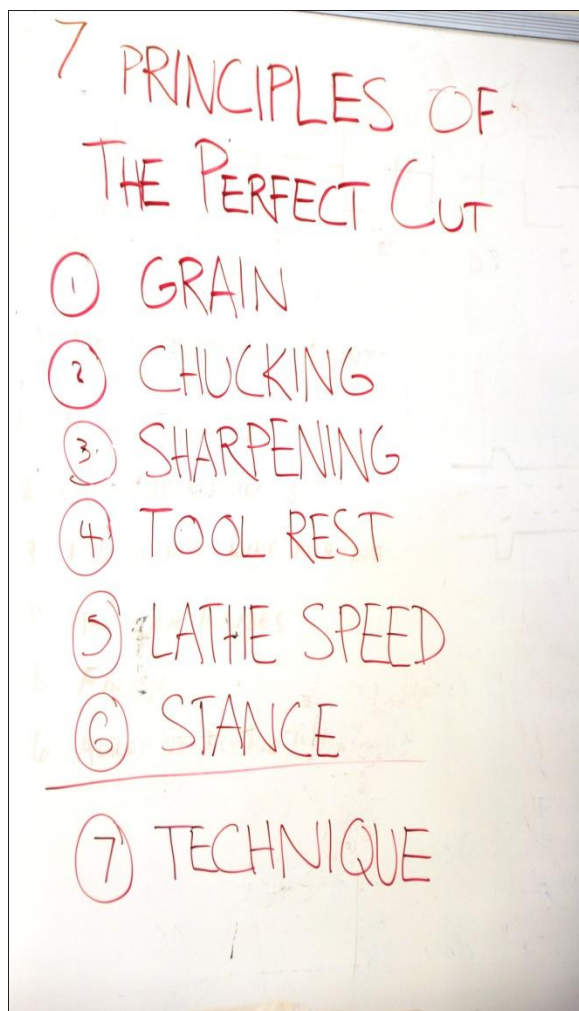

Dues received: _____ Entered ___: Revised: _____

Amount paid: _____ Check Cash Member no. _____

Demo January 6, 2011

At the regular meeting of the Rocky Mountain Woodturners held January 6, 2011, the demonstrator was Ashley Harwood. She lives in Georgia and does a lot of turning at the Farmer's Markets. Her demonstration was fairly polished and well presented and thought out. She demonstrated the techniques she uses in turning her bowls.

To dress up her bowls she uses combinations of three different rim designs and three different foot designs.



- Before the demonstration, she had mounted her blanks between centers and turned tenons on the tops of the blanks in the waste area that would be removed when the bowl is hollowed out.
- Using the wing of her gouge, she flattened the bottom of the blank in preparation for cutting the tenon. The tenon was then cut pushing the gouge straight in.
- The sides of the blank were shaped using push cuts. To minimize bounce, she placed her thumb in the flute of the gouge and wrapped her fingers around the bottom.
- She sharpens her gouge freehand using a tool rest adjusted to 40 degrees relative to the surface of the wheel. All cutting edges (nose and side flutes) are sharpened and 40 degrees and then blended together.
- The heel of the bevel is cut back or relieved for cutting inside the bowl. Otherwise, the heel will lift the cutting

edge off of the wood preventing smooth cuts.

- She uses negative rake scrapers to smooth up the outsides of her bowls. Viewed from the tops, the scrapers look like skewers, one sloping down to the right while the other slopes down to the left. The top surface is ground at a 20 degree bevel whereas the bottom is ground at 40 degrees yielding an included angle of about 60 degrees. A burr is created by grinding the lower 40 degree surface.
- She shapes the bowl blank using primarily push cuts to shape the outside of the bowl followed up by using scrapers.
- The tool rest is positioned to cut on center for both gouges and scrapers.
- After the outside is shaped, the bowl is reversed and the inside is hollowed out using the gouge.
- She depends upon touch to determine the wall thickness, target of 1/4" to 3/8" uniform thickness.
- To cut the inside bottom of her bowls, she uses a bottom bowl gouge sharpened straight across using a 50 degree bevel.
- The rim is shaped using a negative rake scraper.
- To finish off the foot and base, she mounts the bowl in Cole jaws gripping the bowl's edge.
- A rounded negative rake scraper is used to finish off the bottom.
- It is useless to sand beyond 320 grit, walnut oil is used for the finish. Does not use any wax because it will wash off with usage.
- Instead of hollowing out all of her demo blanks, she concentrated on showing us the shaping of the outsides of the bowls including the bottom feet and the decorative rims.





Note the different foot and edge treatments used on these bowls.

RMWT Meetings and information

The Rocky Mountain Woodturners meet at Woodcraft of Loveland, located at 3718 Draft Horse Drive, Loveland, Colorado. We meet on the first Thursday after the first Tuesday each month.

President: Pete Herman
(970) 663-1951 home
(585) 259-9486 mobile
Peter.Herman@comcast.net

Vice President: Drew Nichols
(970) 566-4662 home

(970) 224-4850 mobile
dcnichols2004@msn.com

Treasurer: Frank Amigo
efamigo@msn.com

Secretary: John Giem
970 223-0844 home
970 227-6618 mobile
jgiem@comcast.net

Wood Bank
Chairman: John Giem
(see above)
Jerry Sherman
(970) 631-2984 mobile
(970) 484-2619 home

RMWT Program Director
David Nittmann
303 579-6744
david@davidnittmann.com

RMWT Webmaster: Hoyle Curtis
Hoyle.curtis@gmail.com

RMWT Symposium
General Coordinator: Allen Jensen
970 663-1868 work
970 776-6452 mobile

Vendor Coordinator: Mide Davis
Mikeldaviasllc@msn.com,

Program Coordinator: Trent Bosch
trent@trentbosch.com

Registration Coordinator: John Giem
970 223-0844 -- home
970 227-6618 -- mobile
jgiem@comcast.net

10% Guild discount
Wood Emporium
618 N Garfield Ave Loveland,

Sears Trostel
1500 Riverside Ave
Ft. Collins, CO 80524

Rockler's in Denver – You have to show
your membership card.

Woodcraft
3718 Draft Horse Drive
Loveland, CO 80538
970-292-5940
Discounts on day of Club Meeting.

Clubs and Member's Websites

Rocky Mountain Wood Turners
www.rmwt.org

AAW – American Assoc of Woodturners
www.woodturner.org

Trent Bosch
www.trentbosch.com

David Nittmann
www.davidnittmann.com

Cindy Drozda
www.cindydrozda.com

John Lynch
www.johnlynchwoodworking.com

Curt Theobald
www.curttheobald.com

Katherine Kowalski
<http://www.DaystarHandworks.com>

Want your Website Listed? Contact a
member of the Newsletter Team!!!

Learn From the Best...

Our Club, RMWT, is known around the
nation because we have some of the
best turners, nationally known
demonstrators and best teachers of
Basic, Intermediate, Advanced and
Specialty turning right here in our own
back yard.

Trent Bosch Woodturning Workshops

Workshops are held in Trent's studio in
Fort Collins, Colorado. There is a
maximum of four people in each class,

which allows for lots of individualized instruction. The cost is \$500 for the 3-day intensive workshop and \$650 for the 4-day. Meals are also provided at no extra charge. His studio is also equipped with the highest quality equipment available for your use. For detailed information on workshops visit www.trentbosch.com or contact Trent via email or phone.

Trent Bosch
Trent Bosch Studios Inc.
trent@trentbosch.com
970 568 3299

Lee Carter operates the **Rocky Mountain School of Woodturning** in LaPorte, Colorado. He offers classes in Basics, Intermediate and Advanced. Lee also offers private tutoring. Seven different brands of lathes are available. Call Lee Carter at 970-221-4382 to sign up or have him answer any questions. e-mail LLJTC4X4149@CS.COM

Curt Theobald offers three-day workshops in Segmented Woodturning in his studio in Pine Bluffs, Wyoming. Call Curt Theobald at 307.245.3310 E-mail cwtheobald@wyoming.com Website is www.curttheobald.com

John Giem, Woodturner

Individual or small group woodworking instruction customized to the needs of the student. Offering both woodworking on the lathe and combined with regular power tools. Classes are held in John's studio in Fort Collins, CO, which is equipped with a complete set of woodworking tools. Contact John to discuss your interests and needs.

jqiem@comcast.net

(970)223-0844, home phone

(970)227-6618, cell phone

Katherine Kowalski is a Woodturner & Contemporary Artist, offering private/small group instruction in woodturning technique, as well as specialized classes in hollow forms, bowl, fine spindlework, and color theory/technique. (All levels of instruction are available). Classes are held at Katherine's studio in Cheyenne, WY.

Email:

katherine@daystarhandworks.com

Cell Phone: 307 220-0130

Web site: www.katherinekowalski.com

Woodcraft has classes for beginners in woodworking, shop safety, intro the machines, bowl turning, pen and pencil turning, hollow forms, Christmas tree ornaments, tool sharpening, etc. Please check out the class being offered at web page

www.woodcraft.com/stores/store.aspx?id=56