



Rocky Mountain Woodturners
A chapter of the American Association of Woodturners
April 2011 Newsletter



Contents of Newsletter

- Next RMWT Meeting, Demonstrator
- RMWT Board Meeting
- Shop Tour
- Wood Bank
- RMWT Membership Dues
- March Demo,
- Member's web sites, sources of woodturning Instruction and discounts.

Next RMWT Meeting

The next meeting of the Rocky Mountain Woodturners will be on April 7, 2011, at the Loveland Woodcraft store. The demonstration will be presented by Katherine Kowalski.



Grinding, Sharpening, & Chips

Angles, tool steels, wheels, and more will be presented in great detail, along with appropriate cutting technique for each grind and tool. Bowl & spindle gouges, scrapers, special tools, even the dreaded skew will be ground, sharpened, and put through their paces on blocks of wood, demonstrating the relationship between grind and cut. See more of Katherine's work at www.KatherineKowalski.com.

RMWT Activities

Message from the president regarding our Library

It has again come to my attention that we still have a large number of DVDs and media checked out of our library and it's not being returned. I ask that you please take a look around your shop and see if you have any titles belonging to us. The library represents a significant resource to all of us, both monetarily and as a knowledge base. Please take the time to look and return materials. If we don't receive materials back, you will be receiving a call from me or a library member.

If we don't receive materials back, we may have to impose restrictions, such as not lending materials to you until the checked items return, or stop lending altogether until such time as we get materials back. None of us want to impose restrictions, nor do we want to spend time contacting people for overdue media. (We like to spend time in our shops, too). So I ask that you take responsibility and follow through.

A list of checked out titles will be forthcoming. Thanks, Pete Herman.

David Nittmann's color and air brush demo, Feb.5 2011

Reported by: Drew Nichols

On Saturday, Feb. 5th, I attended David Nittmann's workshop and demo on airbrush and color theory. 20 people from Rocky Mountain Woodturners and Front Range Woodturners attended. David had several pieces of art on display as examples and handouts of postcards with color wheels on them. David spent the first two hours demonstrating the use and cleaning of the airbrush, showing the parts, and proper adjustments of the airbrush. David spent the next three hours discussing color theory working with the color wheel. He explained in detail the 10 terms used in color selection.

1. Use of the Color wheel and complimentary colors.
2. Hue- outside edge of the color wheel with the Primary, Secondary, and tertiary colors.
3. Saturation- Mix of colors to get where you want.
4. Value- 1-12 scale of toning and shading.
5. Warm/Cool with the many different feelings of left side vs right side of the color wheel.
6. Harmony- Equal value=Harmony, unequal value=Tension
7. Simultaneous Contrast- How colors can be different next to another color.
8. Radiosity- muted saturation, the way light affects colors.

9. Transparents vs Opaque paints- the qualities of each.

10. Mixing color- the use of the mixing line to get the desired color.

Thanks to all for a successful shop tour!

Drew Nichols, Vice President, Shop Tour Director

On March 5th, eighteen Woodturners visited the shop of Mike Meyer, located between Ft. Collins and Loveland. Mike is a new member of the Rocky Mountain Woodturners, bringing with him a cache of wood from his former home in Tennessee. He was happy to discuss his home-made kiln and the various woods in his clean, well lit shop. Mike is already involved with the Audio Visual Committee of the Rocky Mountain Woodturners. Thanks, Mike, and everyone who attended the shop tour.

Combination Shop Tour and Wood Bank Work Session

On Saturday, March 23, from 10:00 AM to 2:00 PM a Shop Tour combined with a Wood Bank Work Session will be held at John Giem's at 4031 Capitol Dr. Fort Collins, CO. All members are invited to join in organizing and cleaning up the Wood Bank. For the first timers, those attending will be able to take home as much turning wood and fire wood as they desire. At the same time John will have his shop open for those interested in his operation, some of his work and to ask questions. End Grain Sealer will also be available for those interested. Bring your own containers.

The calendar on the RMWT web site, www.rmwt.org, has a map to John's location. Please park out front and walk back to the Wood Bank and Shop.

Questions: contact John Giem at jgiem@comcast.net, (970)223-0844 – home, (970) 227-6618 – mobile.

Burl Available

John Giem was contacted by Jeremiah Curtis wanting to let us know he has some burl (Boxelder and other) that was cut last fall and has been stored in his garage over the winter. He also has a couple of cedar logs. If you are interested contact him at (970) 466-0670 or at timberlinecon@hotmail.com. He did not indicate his asking price.

Pete Herman received an email from an individual coming through Colorado that also has some burl for sale. Pete is following up to get details.

RMWT Board Meeting

Minutes RMWT Board, March 21, 2011

Reported by: John Giem, Secretary

The Board meeting was called to order at 5:30 PM. Board Officers present were Pete Herman, Drew Nichols, Frank Amigo and John Giem. Also present were representatives from the AV Upgrade Committee, Norm Korb, chairman and the Symposium Committee, Allen Jensen, chairman.

The meeting began with informal discussions with both committees to inform the Board on their activities, progress, plans and to gain some direction from the board.

Audio Visual Upgrade Committee

- Have received a donation of a large screen TV to be used in regular meetings and for the Symposium
- Planning on purchasing an additional large screen TV, a HD camera, an electronic splitter to drive both TVs at the same time.
- The Committee has seen a camera boom demonstrated on YouTube and needs to build a prototype to test and evaluate. If it works out OK then will build additional booms for the Symposium.
- The Board authorized \$250 advance to the Committee to purchase materials to prototype the boom.
- Further funds for the purchase of more equipment will be after the committee delivers to the Board a report documenting a five year plan for the overall upgrading of the audio visual equipment to support the RMWT general meetings and the Symposium. The report will show our present capabilities and what the target capabilities will be in five years and how we are to transition from the present capability to the future implementation.
- Purchases will be funded approximately 50-50 between the RMWT general Fund and the Symposium.
- The AV Committee is requested to meet with and update the Board every other month.

Symposium Committee

- A full color draft for the Symposium Brochure was presented for review. Several suggestions were made to improve appearance and clarity.
- Trent Bosch, Program Chairman, stated that the final slate of Demonstrators would be finalized by the end of the week.
- Trent is always looking for local Colorado Turners that would like to do demonstrations to complement the 'big name' feature Turners.
- We need some people to help assist with the Hands-On Workshops, seven or eight slots are open.
- Trent proposed that 'kids' be admitted free to the Symposium. Approved in concept with the details to be determined.
- The Symposium needs more visibility with the local Artist Community. Proposed that posters or brochures be created emphasizing free admission for the general public to the Instant Gallery.
- The Symposium needs more visibility in the American Woodturner.
- The Symposium Committee is requested to meet with the Board every other month.

At 6:50 PM the meeting took a 10 minute break at which time the AV and Symposium Committees left. The Board Meeting was reconvened at 7:00 with all members present plus Allen Jensen.

- The February minutes as published in the March Newsletter were approved.
- The By-Laws Revision Committee has a first draft completed. Another meeting is planned for the end of the week. Several questions came up and were discussed. These ideas are being passed on to the Committee for consideration.
- Pete has filed the appropriate forms and fees with the State to bring us into compliance as a non-profit organization effective March 21, 2011. This will need to be repeated in March 2012.
- Pete received an email concerning the possibility of a vendor passing through with a large amount of burl. Pete will follow-up to determine more details and possible costs.
- The Library has many donated woodworking magazines which need proper handling. Drew is to investigate and report back to the Board with recommendations.
- The Library is having difficulty with improper checking out and returning assets. There is concern that the abuse of the honor system by a few members may cause problems for the membership as a whole. Pete is to write an article for the Newsletter to try to alleviate the problem.
- Frank Amigo is working on a possible grant request for funds to finance a large equipment purchase to support local woodturning education. He has identified usage for 12 lathes and associated support equipment. RMWT would retain ownership and loan the equipment out to qualified organizations along with proper safeguards. He is following up with several possible vendors and possible grants.
- Frank Amigo is going through the old records for RMWT. He is trying to find old copies of the RMWT Newsletters. He needs someone to volunteer to scan them for electronic archival.
- Our Membership is encouraged to find opportunities for RMWT to demonstrate woodturning to the community. Remember, one of the objectives of RMWT is to promote Community education regarding woodturning.
- It was observed that we are accumulating a significant number of demonstration write-ups in the RMWT Newsletters but that it is somewhat difficult for Members to find and access those notes. John Giem will work with Hoyle Curtis to develop a cross reference which will list the Demonstrator, his topic and in which Newsletter it is reported.

Budget for 2011


- The expenditures for 2010 were reviewed. Pete and Frank need to investigate further before making a final report.
- The Board authorized the EOG Committee to award up to \$6200 for this years, 2011, grants. The Board recognizes that everything is behind schedule and will work with the Committee to expedite the grant approvals.
- The Board has requested a proposed budget from David Nittmann for meeting demonstrators.
- The Library has budgeted \$600 for 2011 for purchasing new assets.
- It was observed that the raffle sales for 2010 exceeded \$600 due primarily to the efforts of Jerry Sherman. Each month Jerry goes to the Wood Bank and cuts the wood for the raffle and then transports it to the meeting. The Board wishes to recognize Jerry's contributions by providing him with a complementary admission to the 2011 Rocky Mountain Woodturning Symposium.

March 2011 Demonstration – Decorative Turning using the Rose Engine

Presented by: Ray Cole

Reported by: John Giem

An interesting and informative demonstration on the usage of a Rose Engine was presented by Ray Cole to the Rocky Mountain Woodturners at the regular meeting on March 3, 2001.





When first seeing the Rose Engine, it looks overly complicated. Upon further inspection, it is rather simple in principle but can produce some amazing effects. There are two main

parts, the headstock and the cutter. The headstock is constructed so that it can pivot or rock forward and backward perpendicular to the axis of rotation. The cutter is a motor driven carbide cutter that during operation remains in one place while the object being decorated (hereafter called 'object') is rotated against it. The remainder of the equipment is there to support these functions.

- A Rose Engine is a subset of an Ornamental Lathe.
- The object is first turned on a regular lathe creating the item to be decorated, a bowl, vase, etc.
- With only the outside shaped and sanded, the object is left mounted in the chuck and is then the whole assembly is transferred to and mounted on the Rose Engine for decorative carving. Afterwards, it will be transferred back to the regular lathe for finishing the inside.
- A special adapter interfaces the scroll chuck to the Rose Engine spindle. It has adjustments to compensate for the differences in the two lathes and any movement of the wood.
- A dial gauge is used to help measure and adjust the centering on the object to within five thousandth of an inch. This is necessary to achieve uniform patterning all the way around.
- The appropriate rosette or cam is selected and mounted on the outboard end of the headstock.

- During operation, the rosette rides against a pusher (cam follower) that is fixed on the rear framework. As the spindle is rotated by hand, the attached rosette rides against the pusher and causes the headstock to move forward and backward synchronized with the spindle rotation following the pattern on the rim of the rosette.
- Meanwhile, the cutter has been adjusted to cut into the object. It is in a fixed position and cuts into the object while it rotates and moves forward and backward.
- The cutter can be positioned to cut a pattern into the face or the side of the object.
- When cutting on the face of the object, different patterns will be produced depending upon where the cutter is positioned upon the surface relative to the axis of rotation.



- The resulting design cut into the object is determined by the combination of the shape of the rosette(s), the size and positioning of the pusher, the positioning of the cutter and the size of the object.
- Different patterned rosettes can be stacked together, purchased or shape your own.
- 'Wood Moves', consequently one must leave the interior of the object untouched until the outside is shaped and decorated. After the outside is completed then hollow out the inside.
- Usage of hardwood is best for creating crisp well defined decorations.
- Ray does not sand the object after it has been carved.
- Online information on similar but different Rose Engines can be found at the Lindow White Machine Works, www.roseengineturning.biz



RMWT Meetings and information

The Rocky Mountain Woodturners meet at Woodcraft of Loveland, located at 3718 Draft Horse Drive, Loveland, Colorado. We meet on the first Thursday after the first Tuesday each month.

President: Pete Herman
 (970) 663-1951 home
 (585) 259-9486 mobile
Peter.Herman@comcast.net

Vice President: Drew Nichols
 Shop Tours
 (970) 566-4662 home
 (970) 224-4850 mobile
dcnichols2004@msn.com

Treasurer: Frank Amigo
efamigo@msn.com

Secretary: John Giem
 970 223-0844 home
 970 227-6618 mobile
jgiem@cocmcast.net

Wood Bank
 Chairman: John Giem
 (see above)
 Jerry Sherman
 (970) 631-2984 mobile
 (970) 484-2619 home

RMWT Program Director
 David Nittmann
 303 579-6744
david@davidnittmann.com

RMWT Webmaster: Hoyle Curtis

Hoyle.curtis@gmail.com

RMWT Symposium

General Coordinator: Allen Jensen
970 663-1868 work
970 776-6452 mobile

Vendor Coordinator: Mide Davis
Mikeldaviasllc@msn.com,

Program Coordinator: Trent Bosch
trent@trentbosch.com

Registration Coordinator: John Giem
970 223-0844 -- home
970 227-6618 -- mobile
jqiem@comcast.net

10% Guild discount

Wood Emporium
618 N Garfield Ave Loveland,

Sears Trostel
1500 Riverside Ave
Ft. Collins, CO 80524

Rockler's in Denver – You have to show
your membership card.

Woodcraft
3718 Draft Horse Drive
Loveland, CO 80538
970-292-5940
Discounts on day of Club Meeting.

Clubs and Member's Websites

Rocky Mountain Wood Turners
www.rmwt.org

AAW – American Assoc of Woodturners
www.woodturner.org

Trent Bosch
www.trentbosch.com

David Nittmann
www.davidnittmann.com

Cindy Drozda
www.cindydrozda.com

John Lynch
www.johnlynchwoodworking.com

Curt Theobald
www.curttheobald.com

Katherine Kowalski
www.KatherineKowalski.com

Want your Website Listed? Contact a
member of the Newsletter Team!!!

Learn From the Best...

Our Club, RMWT, is known around the
nation because we have some of the
best turners, nationally known
demonstrators and best teachers of
Basic, Intermediate, Advanced and
Specialty turning right here in our own
back yard.

Trent Bosch Woodturning Workshops

Workshops are held in Trent's studio in
Fort Collins, Colorado. There is a
maximum of four people in each class,
which allows for lots of individualized
instruction. The cost is \$500 for the 3-
day intensive workshop and \$650 for the
4-day. Meals are also provided at no
extra charge. His studio is also
equipped with the highest quality
equipment available for your use. For

detailed information on workshops visit www.trentbosch.com or contact Trent via email or phone.

Trent Bosch
Trent Bosch Studios Inc.
trent@trentbosch.com
970 568 3299

Lee Carter operates the **Rocky Mountain School of Woodturning** in LaPorte, Colorado. He offers classes in Basics, Intermediate and Advanced. Lee also offers private tutoring. Seven different brands of lathes are available. Call Lee Carter at 970-221-4382 to sign up or have him answer any questions. e-mail LLJTC4X4149@CS.COM

Curt Theobald offers three-day workshops in Segmented Woodturning in his studio in Pine Bluffs, Wyoming. Call Curt Theobald at 307.245.3310 E-mail cwtheobald@wyoming.com Website is www.curttheobald.com

John Giem, Woodturner

Individual or small group woodworking instruction customized to the needs of the student. Offering both woodworking on the lathe and combined with regular power tools. Classes are held in John's studio in Fort Collins, CO, which is equipped with a complete set of woodworking tools. Contact John to discuss your interests and needs.

jqiem@comcast.net

(970)223-0844, home phone

(970)227-6618, cell phone

Katherine Kowalski is a Woodturner & Contemporary Artist, offering private/small group instruction in woodturning technique, as well as specialized classes in hollow forms, bowl, fine spindlework, and color

theory/technique. (All levels of instruction are available). Classes are held at Katherine's studio in Cheyenne, WY.

Email:

katherine@daystarhandworks.com

Cell Phone: 307 220-0130

Web site: www.katherinekowalski.com

Woodcraft has classes for beginners in woodworking, shop safety, intro the machines, bowl turning, pen and pencil turning, hollow forms, Christmas tree ornaments, tool sharpening, etc. Please check out the classes being offered at web page

www.woodcraft.com/stores/store.aspx?id=56