




Rocky Mountain Woodturners A Chapter of the American Association of Woodturners



June 2016 Newsletter

Contents of Newsletter:

- News items from AAW
- Demonstrators for the next few months
- Notes and pictures from April general meeting, pen turners meeting and Board of Directors meeting.
- RMWT Mentor Directory, Other Items and Events, Items For Sale, RMWT Contact Information, Member Discounts, Clubs and Member Websites
- Learn from the Best

Notes from the AAW: New AAW Guest Membership Program: We have a *Guest* membership program for you to offer chapter members who are not yet AAW members. By signing up for a complimentary *Guest* membership, club members can have limited access to AAW member resources for a full 60 days. They'll be able to explore what the AAW has to offer, kick our tires, and hopefully decide to become full-fledged AAW members and benefit from everything the AAW has to offer. Our Guest membership welcome page at <http://www.woodturner.org/general/custom.asp?page=GuestMemberLanding> has handy resources for getting started in woodturning, the Safety Guidebook for Woodturners, and much more. We will be adding sample articles to this page from each new *American Woodturner* and Woodturning FUNdamentals issue. All AAW members have access to the materials on this page. Check it out and help us spread the word.

If you've been wanting to see what the AAW is all about, and if it would be worth your time to join, here is a chance to check it out without obligation. It just might be for you!!

New Woodturning Safety Guidebook

Hot off the press! The AAW has just released our newest publication, entitled [Safety Guidebook for Woodturners](#). Safe, effective use of a wood lathe is so fundamentally critical that AAW is making this new resource available at no cost to anyone interested in woodturning. **We strongly urge the cooperation of all chapter officers to get this into the hands of all of your chapter members.** AAW membership is not a requirement to receive this publication. We have divided this booklet into the major areas of woodturning safety. Some of the safety considerations covered in this new publication include:

- **The Workshop and Turning Environment**
- **Lathe and Turning Equipment**
- **Personal Protection Equipment**
- **Safe Techniques**
- **Safe Turning Speeds**
- **First Cuts: ABC's**
- **And much more**

Next RMWT Meeting:

The next meeting of the Rocky Mountain Woodturners is going to be held on Thursday June 9, 2016 at Woodcraft, normal time of 6:30. Remember, it is the first Thursday AFTER the first Tuesday! EVERYONE is encouraged to bring a piece or two for the instant gallery. It's always great to see the pieces that everyone has been working on. I'm always amazed at the quality of turnings that I see at the meeting.

GENERAL Meeting: May 5, 2016

There was another wonderful turnout for the meeting tonight. There were Guests from California- Steve, Jim Foster is a beginning woodturner. Lynn Murphy just joined!! This will qualify for our "Each One- Reach One" program. If you bring someone that joins you will get \$20.00 gift certificate.

Officers report- membership- we now are a few members short of where we were last year. Get your dues in, and just bring a guest or two that joins and you will make your membership fee back!!

Treasurers Report: Checking account total \$10,602.01, of that we have set aside some money for the EOG fund, that amounts to \$6,300.10, so the general account has a little over \$4,300 in the general account. This is where the money comes from to pay our GREAT speakers. Be sure to get your dues in ASAP. There is \$521.65 in the Savings account.

There is a lot of good wood for the drawing again today. Elm, Ash, and "lots of good stuff". Keep in mind to bring a few extra bucks for the raffle. The money collected from the raffle goes to the EOG fund. Speaking of the EOG fund- we granted some money for one of the members to go to the Utah Symposium. We still have more money to assist if you would like to go to any of the symposia, or other recognized classes.

Beads of Courage- We have around 80 Beads of Courage bowls that the club has made for the Beads of Courage.

One of our wood turners Robert "Bob" Harvey has passed away. He has a shop of tools, lathes, etc. for sale. He is in Chugwater, and you will need to be able to transport the items on your own.

Next Month's Demonstrator: Gordon DeKrey: He will be demonstrating turning ornaments (never too early for getting the Christmas Presents ready!!


Symposium: It's happening. Allen says the on-line registration is working, and we now have our first sign-up!! Allen announced the line-up for this year, and it sounds like a real good time. This year we will be holding a wood turners show and sale as a separate entity, not just an "instant gallery". We are going to advertise this as a separate event from the show. There will be a handling fee that goes to the club of each piece that sells. The commission rate will be very small in relation to what most galleries charge. We need enough to cover the credit card fee and a bit for people whom we will pay to man the gallery.

Executive Board Meeting will be the Last Monday of the month. Everyone is welcome to come to the meeting.

In July we are planning a club gathering that will incorporate beads of courage bowl turning/picnic/tool sales gathering. More details as time goes on.

This Month's Demonstrator: Derrick Weidmann

Derek Weidman was born in 1982 and has dedicated the last seven years to exploring lathe-based sculpture. His approach involves multi-axis turning as a foundation of his work. By using the unique shaping processes of turning, Derek has created a descriptive visual language that only a lathe can speak. This carving process creates novel representations of a wide range of subjects, from those based on human anatomy to various animal forms. Derek works from a basic question, "What would this look like if rendered through the lens of a wood lathe" and even with the most rigorous naturalism, an honest abstraction takes place, and for each new subject, that question gets answered. So from human heads to rhinos, mandrills to birds, each idea being captured in a way it has not been expressed before. He was on the cover of April 2014 AAW magazine. Also Dec. 2015- there




Here are a few examples of the kind of work that Derek does. What an imagination!

Tonight's Demonstration: Tonight's demonstration involved multi-axis turning with a specific purpose in mind. He turned a Big-Horn Sheep (one of the suggestions from the audience). He has no pre-conceived order of cuts when he is trying to bring the animal out of a block of wood. He is using for the demonstration tonight Boxelder wood. He likes the way it handles, and the grain is a close grain and turns consistently. Boxelder is one of the top four woods he uses. It's easiest to use a wet wood to do turnings like this. Too dry of wood will splinter. Before starting to do the cutting, it helps to draw the figure on a large piece of paper, and try to define the axis that he would use on the piece of wood. With artistic endeavors, it is OK to deviate from what you think you should do. Work with your mistakes! It may lead you in a different direction that you thought you would go. This is not like segmented turning, in that each thing you do should be close to perfection. His feeling is that you should use the best tools available, even though that tool may not be "traditional". When turning multi-axis with a specific purpose, make sure you stop the lathe often to see if you are achieving the cuts and look you are aiming for. Remember that this process is a process of reduction. Once a cut is made, you can't put the wood back on. At the end of the turning, he will use a carving wheel to add some details to certain portions of the piece. Then he torches the piece to make the details "pop" out of the piece. Tonight's demonstration was unlike anything that has been done in a demo for us before. Please see the CD for more accurate accounting of the demonstration.

		
<p>He's even got "the pres" mesmerized with the turning.....</p>	<p>And the carving.....</p>	<p>And the burning.</p>
		
<p>How did he do that again?</p>	<p>Sometimes you gotta see it on the big screen.</p>	<p>Now, just a few final touches.</p>

June Demonstration: Gordon DeKrey

Gordon will be demonstrating how to make Christmas ornaments. It's never too early to start getting gifts ready. You don't want to forget your aunt Mildred!

		<p>Gordon's demonstration should be fun and interesting. Be sure to attend.</p>
---	--	---

July 7 Demonstration: Dave Landers

I am a self-taught, hobbyist wood-turner and have been turning for around 30 years. A few years ago, I finally joined AAW and RMWT, and have learned a lot from the club. As a result, I have since been working on breaking all those years of self-taught bad habits. I have always enjoyed how woodturning allows me to intersect the imposed form of a turning with the apparent randomness of nature.

Recently, I have been exploring various ways to enhance and accent my work by adding another dimension such as color, burning, materials, etc.

Tesla Bowls: I make my "Tesla Bowls" using high-voltage electricity to burn Lichtenberg fractal patterns in the wood. In this demo, we will explore some of my design thoughts, surface preparation, finishing, and of course the process that I use to make these patterns. Safety with anything involving electricity is a concern, and high-voltage needs to be approached with an extra dose of caution. We will therefore spend a bit of time discussing some reasonable safety concerns and procedures for the process.

There will be sparks and smoke - so it should be fun!



May Pen Turners Meeting: 05/19/2016

There were 23 members at the Pen Turners meeting tonight.

IAP- We are an official chapter club of the IAP. We potentially have members of other IAP clubs coming through the area, where we can have other club members come in for demonstrations. Our club is really easy in that we have regular meetings already scheduled.

Next month's meeting: Thursday the 23th. There are going to be several demonstrators showing how to do different types of laminations. Marty will be heading up the demonstration and several others will show how they do their laminations.

Friday 24th- We are having at the creative arts center in Fort Collins a demonstration of making pens in association with PYCH and "STEAM". This project is aimed at helping kids of elementary and junior high age learn how to use a lathe to turn pens and possibly other smaller items. We are hoping that some pens can be made to give to the pens for troops.

Tonight's demonstration

Jerry and Ed will be demonstrating how do stabilize blanks. Most of Jerry's blanks come from buckeye burl and other "punky" woods. These large pieces are available at Woodcraft. He likes to scrap the wax off first.

You want your wood to be at 0% moisture- If you don't use it right away- put in a plastic bag, because it will regain moisture. They use Stick Fast Stabilizing Resin. This is a Wood Stabilizer Resin, Heat Cured. (www.StickFast.net Peachtree City, GA 770-631-7897) You can get in 32 fl. Oz. bottles, or they are available in gallons. This stabilizing fluid will make the wood slightly darker.

When using a dye- use the whole 1oz bottle of the dye in 1 quart of the solution if you want to dye the wood. If you have a very dark wood, you may need 2 bottles of the dye to overcome the natural color of the wood. It works very good on a buckeye burl, or other lighter woods.

When you get all of the air out of the blank, they shouldn't float. If they float, there is still some air in the blank. Ed sometimes leaves the blanks in the solution for several days before taking out. Jerry wraps the blanks in aluminum foil. Keep the foil between each of the blanks. Then bake the blanks. Wrap so there are no holes or leaks 200 degrees for 30-60 minutes depending on the size of the piece. It needs to get to 200 degrees in the center of the blank. Jerry uses metal to hold the wood under the solution.

Several of the cannibus places will have vacuum jars available (may be able to find on Craig's list) They use for extracting the oils out of the cannibus. (Come on- tell the truth- did you really go to the cannibus shop to look for vacuum jars?)

The used fluids can be stored in #5 plastic bottles. Don't store in glass, because the solution may harden. Jerry just puts the fluid back in the same bottle. Soap and water will clean out the jars once the fluid is out of the jar. Finish the turning just like you would any acrylic. You can finish with a CA finish if you'd like. The CA makes a much more even look to the pen.

Components of stabilizing: 1. Jars- Walmart and Ace Hardware 2. Seals- The cupboard- Downtown Fort Collins
 3. Plastic Lid- 3/8 to 1/2 inch-10" square plexiglass Fort Collins Plastics- 1101 Academy Court East Prospect West of Bath Nursery. Turn North between 2 sets of railroad tracks. Go to the end of Street 970-225-3855. 4. Pump- Harbor Freight with 20-25% off coupon. 5. Hardware and Tubes- Ace Hardware 6. Toaster Oven- Bed Bath and Beyond with 20% coupon or Thrift Store (Do not use for food!! 7. Vacuum Gauge- Grainger- 4531 Innovation drive Fort Collins 970-223-2100

Website- Turntex woodworks- Turntex.com, and for more information: YouTube: Woodcraft. Spokane

		
Good attendance again!	Great demonstration.	Some of the "layout"
		
A piece of metal was used to keep the wood from floating.	More of the layout.	A small stove is used to heat the wood after stabilizing- just don't make your grilled cheese with it!!

Board of Directors Meeting: Monday April 25, 2016

The meeting was called to order PRECISELY at 6:00 pm at McAllisters restaurant.

There was a long discussion as to how the funds should be handled between the different factions of the club. Allen brought up that it was a real pain in the derriere to have to sort out the funds from different sources when the symposium is over. Money raised from the auction goes to the EOG fund, but the income is mingled with all of the sources of income and outgo with all other aspects of the symposium. MSP: Motion to open additional accounts so that the EOG, Club and Symposium funds can be separate as the funds come in instead of having to sort them out later. Our treasurer stated in his usual "I've got it all under control manner" that this would be absolutely no problem for him at all. Thanks for all you do Ron!!

Candlewood Suites has offered to be a host hotel for the Symposium. The Holiday Inn has also offered their services to give attendees a break on the cost of accommodations.

Allen has mentioned that although it is only June, he would like to have people sign up for helping with the Symposium sooner this year. There are a lot of places that help would be appropriate. We are needing help with the Wooden Arts Show (formerly instant gallery) this year, the front desk and registration, setting up and cleaning rooms between sessions, camera work during the sessions, organizing of the dinner and the auction among other things. Allen will be generating sign-up sheets, so give it some thought, and plan on helping out with the Symposium this year.

President Doug had a thought that it might be a good thing to bring back a tradition that has been done in the past, that is shop tours. If you have any thoughts as to doing this please let one of the officers know. I personally would like to see how others organize their shop. Mine always seems to be in a state of messiness.

Dates to Remember:

June 24th - Off the Hook (PYCH fundraiser) pen demonstration at the Creative Arts Center. They would like us to help the kids make pens and other small piece as a feature part of the STE(A)M Design Faire. Peter Lederer and I manned the demonstration last year, and it was to say the least..... a Hoot!! We helped quite a few children and adults make pens.

July 16th- Summer picnic and swap meet (More details in the future)

August 6th- 9- 4:30 Beads of Courage at Allen Jensen's Shop- Bring your own tools. Raw materials will be provided. If you have a piece of wood you just have to bring, that's OK, but there will be plenty of wood available. There will be spare bowl gouges there, but it's best to bring your own favorite.

The Sylvandale Guest Ranch has not been in contact with us as to what we might want to do with a demonstration there.

Today's Trivia: Wood You Believe!

In the United States there are about 750 types of trees. In the whole world, there are about 100,000 different types of wood, many of these species are endangered. Those numbers count both conifer (cone-bearing) and deciduous trees. With an estimated **100,000 species**, the number of trees worldwide might total twenty-five percent of all living plant species. The greatest number of these grow in tropical regions and many of these areas have not yet been fully surveyed by botanists, making tree diversity and ranges poorly known. If you've wanted to turn every species known to man, you better get busy..... RIGHT NOW!!

New satellite images reveal that In total, there are about 3 TRILLION trees in the world. Many more than previously thought. That means there are about 422 trees for every person on earth!

RMWT Mentor Directory:

Seven RMWT club members have registered to be mentors for those who would like to discuss and practice woodturning techniques that they have not yet mastered. Please contact a mentor directly from the directory on the website at: <http://rmwt.org/mentor.htm>

Wood Bank Guidelines:

<http://www.rmwt.org/articles/2013-rnwt-wood-bank-guidelines.pdf>

Other Items of interest:

AAW 30th Annual International Symposium: June 9 – 12, 2016 in Atlanta, Georgia

See: <http://www.woodturner.org/?page=2016Atlanta> for full details.

WOODTURNERS OF OLYMPIA 2016 SYMPOSIUM

SYMPOSIUM: Woodturners of Olympia 9th annual symposium featuring Michael Hosaluk with Bob Espen. **DATES:** July 23, Workshops by Michael Hosaluk July 24 through 27

DESCRIPTION: The Woodturners of Olympia present their 9th annual symposium featuring world renowned Michael Hosaluk with Northwest turner Bob Espen

<http://www.woodturnersofolympia.org/symposium-2016.html>

Southwest Association of Turners Symposium: August 26 – 28, 2016 in Waco, Texas

See: <http://www.swaturners.org/> for full information.

Items For Sale:

LATHE/JET 1220VS - 3/4 hp, 115v, swing -12", bed - 20', variable speed 200-4300

Includes: 2 sets - tool rests - Robust 4" & 9" / JET 6" & 10", 1 face plate - 3", 1 - live center, 1 - spur center (Sorby), 1 - 6" tool caddy, 1 - knockout rod, 1 - work lamp, 1 - manual indexing - 24 positions.

Asking \$600.00. Contact: Rodney Taylor 303-859-4315. e-mail: rodney.taylor@colorado.edu

"Oneway- Gary Zeff: 303-444- 1861 Has outboard attachment for a 1-Way Lathe. Retail is \$1241.00 plus shipping. He is selling this attachment for \$950.00. Excellent- like new- condition.

CLUB NOTE:

Start gathering any extra tools you may have for the club picnic, swap meet day in July. This will be a good time to get rid of some of the "dead-wood" you have around your shop and perhaps swap or buy that prized tool you've been wanting to obtain.

Editor's note: Sale ads will run for three months unless notified to stop sooner or to continue longer. Please call or e-mail your ad to the Newsletter Editor at the address below.

RMWT Contact Information:

President: Doug Schneider
970-817-6046
dougschneider@gmail.com

Vice President: Jim Felton
307-634-9103
jpfelton@gmail.com

Treasurer: Ron Thompson
970-224-4125
Ront2737@hotmail.com

Secretary: Clarence Sitzman
970-980-8403
seesitzman@aol.com

Program Director:
Camille Wall
303-543-2267
camille_wall@hotmail.com

Newsletter Editor: Clarence Sitzman
970-980-8403
seesitzman@aol.com

Wood Bank: John Giem
Chairman and Wood Lot Manager
970 223-0844 home
970 227-6618 mobile
jgiem@comcast.net

Wood Lot Collection: Jerry Sherman
970-631-2984 mobile
970-484-2619 home

RMWT Webmaster: Hoyle Curtis
970-613-1415
Hoyle.Curtis@gmail.com

RMWT Symposium:
General Coordinator: Allen Jensen
970 663-1868 work
970 776-6452 mobile

Vendor Coordinator: Cindy Drozda
P.O. Box 19065
Boulder, CO 80308
303-449-7170
cindy@cindydrozda.com
<http://cindydrozda.blogspot.com>
<http://www.youtube.com/user/condydrozda>
Facebook business page:
<http://tinyurl.com/44prp3n>
Facebook Profile: <http://tinyurl.com/3vy5ld5>
Twitter: <http://twitter.com/cindydrozda>

Program Coordinator: Trent Bosch
trent@trentbosch.com

Symposium Registration Coordinators: Jim and
Pam Felton
307-634-9103 home
jpfelton@gmail.com

**10% RMWT Member Discounts (with
some exceptions):**

Wood Emporium
618 N Garfield Ave
Loveland, CO
970-667-5621 Phone
970-667-5621 Fax

Sears-Trostel Lumber & Millwork
1500 Riverside Ave
Ft. Collins, CO 80524
970-482-1928
970-482-9895 Fax

Woodcraft – Loveland
3718 Draft Horse Drive
Loveland, CO 80538
970-292-5940 Phone
970-292-5939 Fax
loveland@woodcraft.com

Rockler's in Denver – You have to show your membership card.

Clubs and Member's Websites:

Rocky Mountain Wood Turners

www.rmwt.org

AAW – American Assoc. of Woodturners

www.woodturner.org

Trent Bosch

www.trentbosch.com

Cindy Drozda

www.cindydrozda.com

<http://cindydrozda.blogspot.com>

<http://www.youtube.com/user/condydrozda>

Facebook business page:

<http://tinyurl.com/44prp3n>

Facebook Profile: <http://tinyurl.com/3vy5ld5>

Twitter: <http://twitter.com/cindydrozda>

John Lynch

www.johnlynchwoodworking.com

Curt Theobald

www.curttheobald.com

Don Maul

www.bighornwoodart.com

Dale Bonertz

www.roughoutbowls.com

Harry R. Farmer

harryfarmer@q.com

Learn From the Best...

The Rocky Mountain Woodturners Club, RMWT, is well known around the nation because we have some of the best national and internationally known demonstrators and best teachers of Basic, Intermediate, Advanced and Specialty turning right here in our own back yard:

Trent Bosch Woodturning Workshops:

Workshops are held in Trent's studio in Fort Collins, Colorado. There is a maximum of four people in each class, which allows for lots of individualized instruction. The cost is \$500 for the 3-day intensive workshop and \$650 for the 4-day. Meals are also provided at no extra charge. His studio is also equipped with the highest quality equipment available for your use. For detailed information on workshops visit www.trentbosch.com or contact Trent via email or phone.

Trent Bosch

Trent Bosch Studios Inc.

trent@trentbosch.com

970-568-3299

Rocky Mountain School of Woodturning operated

by **Lee Carter** in LaPorte, Colorado. He offers classes in Basics, Intermediate and Advanced. Lee also offers private tutoring. Seven different brands of lathes are available.

Call Lee Carter at 970-221-4382 to sign up or have him answer any questions.

leecartermsw@yahoo.com

Curt Theobald offers three-day workshops in Segmented Woodturning in his studio in Pine Bluffs, Wyoming.

Call Curt Theobald at 307-245-3310

E-mail: cwtheobald@wyoming.com

Website: www.curttheobald.com

John Giem, Woodturner

Custom woodworking and Individual or small group woodworking instruction tailored to the needs of the student. Offering both woodworking on the lathe and combined with regular power tools. Classes are held in John's studio in Fort Collins, CO, which is equipped with a complete set of woodworking tools. Contact John to discuss your interests and needs.

jgiem@comcast.net

(970)223-0844, home

(970)227-6618, cell

Woodcraft has classes for beginners in woodworking, shop safety, intro to the machines, bowl turning, pen and pencil turning, hollow forms, Christmas tree ornaments, tool sharpening, etc. Please check out the classes being offered at web page: www.woodcraft.com/stores/store.aspx?id=56

Doug Schneiter is scheduled to teach several woodturning classes at Woodcraft - Loveland in 2015. See the class schedules at Woodcraft. Doug also teaches specialized one on one classes on turning at his studio in Loveland. Contact at dougschneiter@gmail.com

From: Harry Farmer: I have glue! I can be reached by calling my cell phone (970)218-0297 or home phone (970) 484-5448. My address is 2112 Springfield Ct., Ft. Collins. Email address is harryfarmer@q.com. I am available most times but would be better to call ahead to be sure I am home.